



# Język angielski

HAPPY EASTER!!!



- Circle - koło
- Triangle - trójkąt
- Square - kwadrat
- Rectangle - prostokąt
- Heart - serce
- Star - gwiazda



- Easter - Wielkanoc
- Easter Eggs - Jajka
- Wielkanocne
- Easter Bunny - Królik
- Wielkanocny
- Daffodils - żonkile
- Tulips - tulipany
- Flowers - kwiaty
- Basket - koszyk
- Chick - pisklę
- Lamb - owieczka
- Salt - sól
- Pepper - pieprz
- Butter - masło



FACE / TWARZ

- Head - głowa
- Eyes - oczy
- Ears - uszy
- Mouth - usta
- Nose - nos
- Face - twarz
- Hair - włosy
- Teeth - zęby



BODY / CIAŁO

- Hands - dłonie
- Arms - ręce
- Legs - nogi
- Knees - kolana
- Toes - palce
- Shoulders - ramiona
- Feet - stopy
- Fingers - palce



Bread

Salt & Pepper

Easter eggs

Butter

Easter cake

Sausage



Napkins

Flowers

Plates

Lamb

Eggs

Bread

Basket

Napkin



DAFFODILS




FLOWERS




TULIPS



STAR



CIRCLE




TRIANGLE



RECTANGLE












HEART



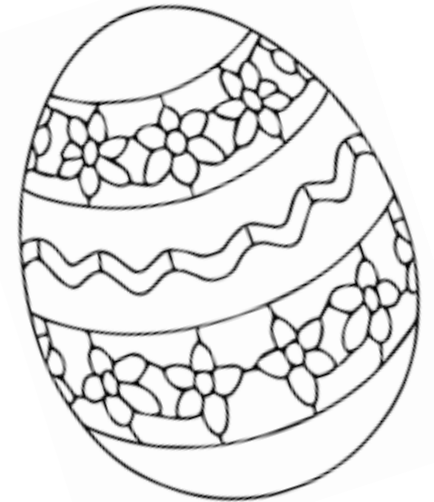

SQUARE

1. Otocz pętlą symbole wielkanocne.






- 1. Can you find a circle?
- 2. Can you find a triangle?
- 3. Can you find a flower?
- 4. Can you find a star?
- 5. Can you find a heart?



2. Narysuj po śladzie symbole wielkanocne.





3. Napisz wyrazy po śladzie.



head



arm



hand




finger



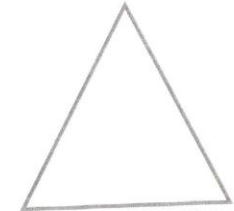
leg



feet




circle



triangle



star



square

4. Przeczytaj wyrazy i napisz je pośladzie.  
Dorysuj brakujące części ciała i podpisz obrazki.

arms

fingers

head

legs

feet

hands



fingers

